


BERMUDA LED

Anbau- oder Pendel Version



Elegant / Leuchtstark / Homogenes Licht



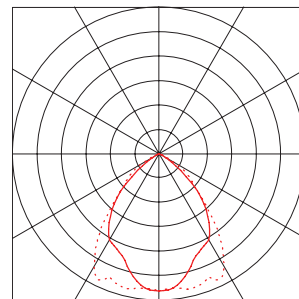
Deckenbefestigung in weiß(WH) oder Edelstahl(SUSP)

BESCHREIBUNG

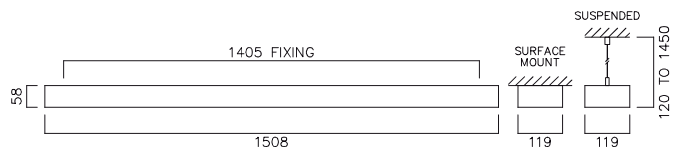
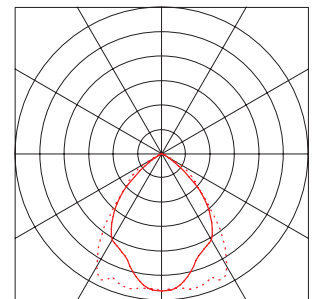
- Stahlgehäuse seidenmatt pulverbeschichtet Spiegelraster
- Samsang LED mit Philips LED Trafo
- dimmbar über DA, SD und CF

PHOTOMETRISCHE DATEN

NBM40LED



NBM66LED



Model	Watt	Lumen	Lumen/Watt	Farbtemperatur	CRI
NBM40/LED/840	40 W	3250 lm	81 lm/W	4000 K	80+
NBM40/LED/WH/840	40 W	3250 lm	81 lm/W	4000 K	80+
NBM40/LED/SUSP/840	40 W	3250 lm	81 lm/W	4000 K	80+
NBM40/LED/SUSP/WH/840	40 W	3250 lm	81 lm/W	4000 K	80+
NBM66/LED/840	66 W	5500 lm	83 lm/W	4000 K	80+
NBM66/LED/WH/840	66 W	5500 lm	83 lm/W	4000 K	80+
NBM66/LED/SUSP/840	66 W	5500 lm	83 lm/W	4000 K	80+
NBM66/LED/SUSP/WH/840	66 W	5500 lm	83 lm/W	4000 K	80+

Zubehör

Model	Bezeichnung
NBM/WIRE/SUSP/KIT	BERMUDA & BARBADOS WIRE SUSP KIT PAIR FIRST

Industrieleuchten